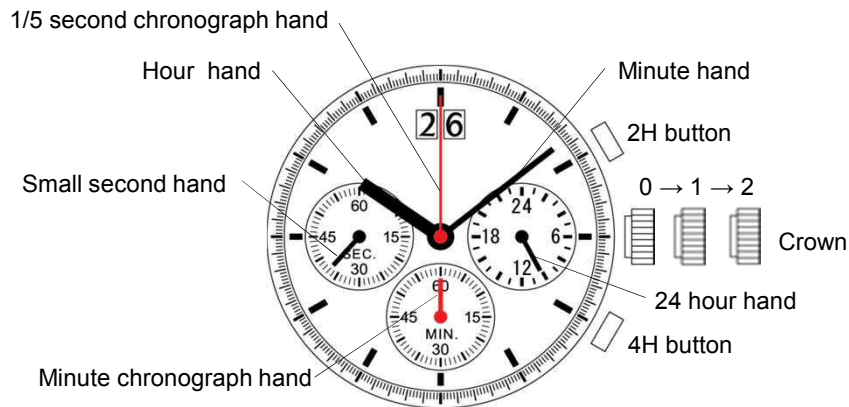


**CERRUTI 1881**  
T I M E P I E C E S



	Crown position		
	0 click	1st click	2nd click
Crown	Free	Turn clockwise for date change	Time setting
2H button	Chronograph Start/Stop Restart	Chronograph Start/Stop Restart	[*1]
4H button	Chronograph Reset Split Split release	Chronograph Reset Split Split release	[*1]

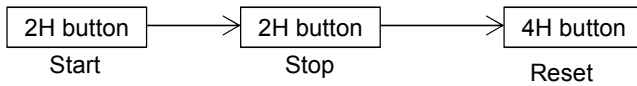
**[\*1] How to set the "0" position**

Pull crown out to the 2nd click position.  
 ↓  
 Press 2H button for 2 seconds.  
 Minute chronograph hand turns a full round and can now be set to correct "0" position.  
 ↓  
 Press 4H button repeatedly to set it to "0" position.  
 ↓  
 Press 2H button for 2 seconds.  
 1/5 second chronograph hand turns a full round and can now be set to correct "0" position.  
 ↓  
 Press 4H button repeatedly to set it to "0" position.  
 ↓  
 Push crown back to normal position.

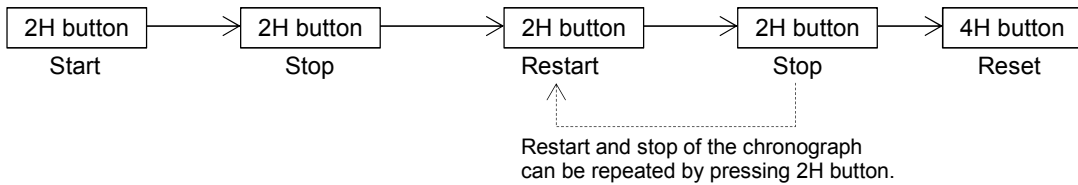
## Chronograph function

- The chronograph can measure up to 60 minutes in 1/5 second increments, capable of timing 12 hours.
- When the measurement reaches 12 hours, the chronograph automatically stops counting.

### ■ Standard measurement



### ■ Accumulated elapsed time measurement



### ■ Split time measurement

