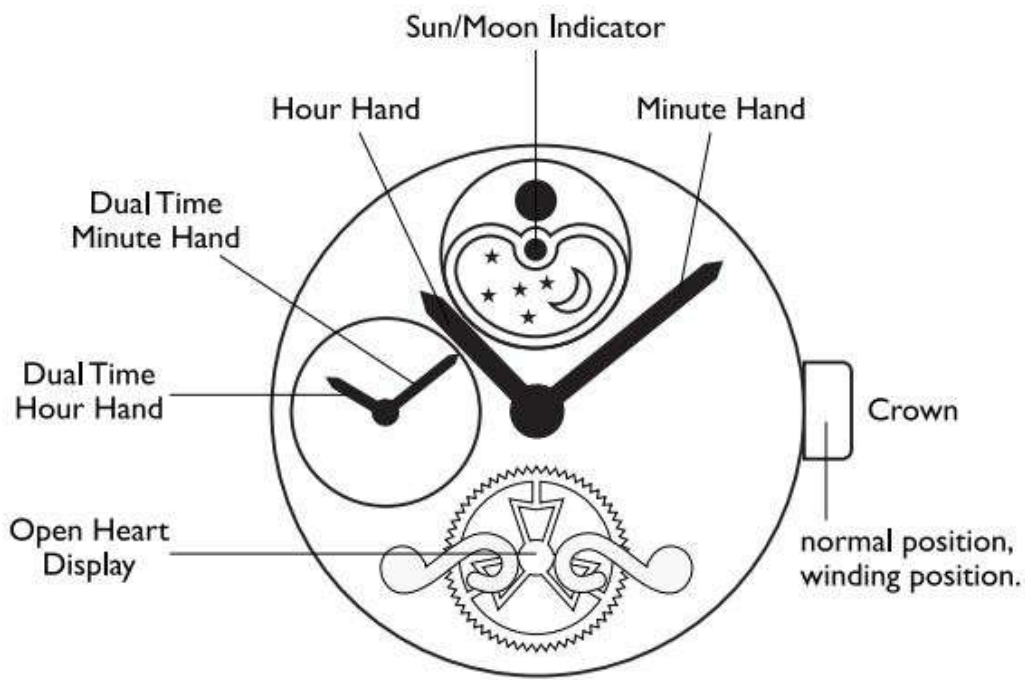


CERRUTI 1881
T I M E P I E C E S

A) DISPLAY

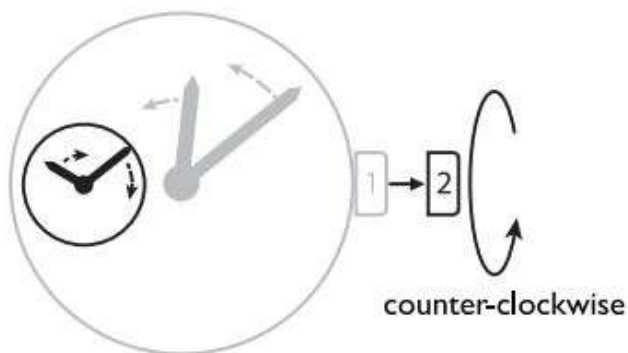


*This watch displays two time zones simultaneously.

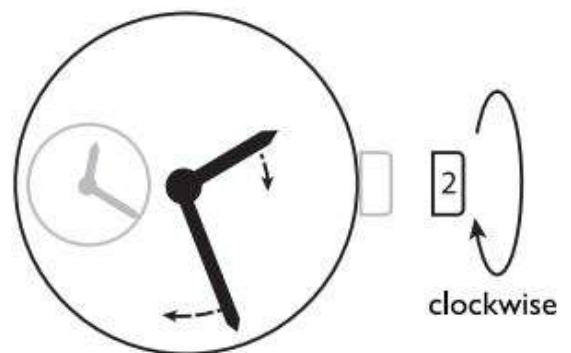


AUTOMATIC WATCH
(SELF-WINDING ON WEARING)

SETTING TIME IN THE SUB-DIAL



SETTING TIME IN THE BIG DIAL



B) DUAL TIME SETTING

SETTING TIME IN THE SUB-DIAL

1. Pull the crown out to position 2.
2. Turn the crown counter-clockwise will advance the hands of the small sub-dial forward, set to the desire time.

* Note: at the same time, the hands in the big dial will move backward, please ignore it.

SETTING TIME IN THE BIG DIAL

1. Keep the crown at position 2.
2. Turn the crown clockwise will advance the hands of the big dial forward, set to the desire time.
3. Push the crown back to position 1, watch runs.